





- Geotechnical Systems
- DSI Product Overview
- DYWIDAG Bar Anchors
- DYWIDAG Multistrand Anchors
- DYWIDAG Soil Nails
- DYWIDAG Rock Bolts
- DYWIDAG Driven Ductile Iron Pile
- DYWI® Drill Hollow Bar System**
- General Notes, Installation Advantages
- Technical Data
- Installation
- Soil Nails
- Micropiles
- Temporary Ground Anchors
- Rock Bolts & Spiles
- Installation Accessories
- Stressing and Testing
- References
- GEWI® Piles
- DYWIDAG Tie Rods
- DYWIDAG Micropiles

- Downloads [read more ...](#)
-  Brochure DYWI® Drill Hollow Bar System, Filesize:2.8 MB
  -  Brochure DYWIDAG Soil Nails, Filesize:4.5 MB

- References [read more ...](#)
-  Emerald Star Casino Project, Natchez, MS, USA
  -  Little Mountain Reservoir, Vancouver, BC, Canada

Convert Technical Units



Testing of DYWIDAG Soil Nail



Tensile test on a temporary anchor pile



DYWI® Drill Anchor testing



Testing of DYWI® Drill Hollow Bars for slope stabilization

## DYWI® Drill Hollow Bar System

### Stressing and Testing

#### Soil Nail Testing

Soil nail testing is used to establish the bond stress within the stable zone of a slope. Load generated in the wedge (retained) zone is usually discounted as it does not contribute to the underlying stability of the nailed slope. As DYWI® Drill Hollow Bar System soil nails are typically fully grouted (therefore fully bonded), it is necessary to either wash back the grout in the wedge zone with a lance, or establish the influence of the wedge zone bond on the final load so that an accurate assessment of the load in the stable zone can be made.

Nail load is measured through a pressure gauge incorporated in the jack circuit, with extension recorded by a dial gauge mounted independently.

Bearing surfaces for the jack platform should be perpendicular to the angle of installation and have sufficient bearing area to resist settlement as the nail is tested. An alignment load in the jack will ensure correct orientation of the soil nail prior to measuring its elongation.

#### Micropile Testing

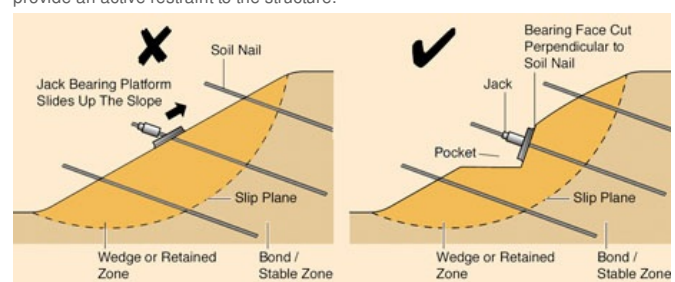
A range of tests are used to establish the settlement characteristics of micropiles. Compression testing generally falls into two categories, static or dynamic.


Static testing employs anchor piles or temporary bearing yoke to provide the reaction against which the micropile is loaded; displacement can then be measured against load.

Tensile pile testing involves loading the micropile with a jack, from a bearing platform that spans outside the cone of influence. Load is measured through the jack, with extension recorded from an independent reference point.

#### Temporary Ground Anchor Testing

Proof testing is employed to demonstrate the anchor performance, prior to excavation at the front of the face. For temporary anchors, the proof load is generally 133 % to 150 % of the working load. Following proof loading, anchors are locked-off at working load to provide an active restraint to the structure.



 Subject to modification.