

Reinforcement Systems

DSI Product Overview

Threadbar System

System Description

Metric Dimension

**Imperial Dimension**

DYWIDAG Ductile Connector®



## THREADBAR® Reinforcing System

### Imperial Dimension

#### Reinforcing Steel Properties

ASTM A615 (Grade 60 & 75) CAN/CSA(G3018-M1982)

THREADBAR® Designation	Yield Stress	Cross Sectional Area	Yield Strength	Nominal Weight	Maximum THREADBAR® Diameter	
						in-lb
<b>Grade 60</b>						
#6	19	60	0.44	26.4	1.50	0.86
#7	22	60	0.60	36.0	2.04	0.99
#8	25	60	0.79	47.4	2.67	1.12
<b>Grade 75</b>						
#6	19	75	0.44	33.0	1.50	0.86
#7	22	75	0.60	45.0	2.04	0.99
#8	25	75	0.79	59.3	2.67	1.12
#9	29	75	1.00	75.0	3.40	1.26
#10	32	75	1.27	95.3	4.30	1.43
#11	36	75	1.56	117.0	5.31	1.61
#14	43	75	2.25	168.8	7.65	1.86
#18	57	75	4.00	300.0	13.60	2.50
63 <sup>1</sup>		80	4.91	392.8	16.70	2.72

Downloads [read more ...](#)

Brochure DYWIDAG Threadbar Reinforcement, Filesize:145 kB

References [read more ...](#)

Downtown Toronto, Ontario, USA

Pacific Avenue Overcrossing, USA

Convert Technical Units

Search DSI Website 🔍

#### Reinforcing Steel Nut & Coupler Data

THREADBAR® Designation	Coupler		Nut			
	Length	Diameter	Hex Nut Length	Width <sub>2</sub>	Lock Nut Length	
in-lb	(mm)	c (in)	b (in)	a (in)	d (in)	e (in)
<b>Grade 60</b>						
#6	19	2.86	1.22	1.30	1.16	0.65
#7	22	3.40	1.41	1.55	1.34	0.75
#8	25	3.69	1.59	1.66	1.52	0.85
<b>Grade 75</b>						
#6	19	3.12	1.22	1.43	1.16	0.65
#7	22	3.73	1.41	1.71	1.34	0.75
#8	25	4.03	1.59	1.84	1.52	0.85
#9	29	5.02	1.79	2.30	1.71	0.95
#10	32	5.70	2.02	2.56	1.92	1.13
#11	36	6.37	2.25	2.88	2.14	1.25
#14	43	7.82	2.55	3.55	2.52	1.45
#18	57	9.35	3.50	4.23	3.34	2.00
63 <sup>1</sup>		9.68	3.86	4.50	3.67	1.43

All couplers and hex nuts develop 100 % of the nominal ultimate strength of the bar

1) 63 mm bars and hardware available as Grade 80 only.

2) Measured across flats

DSI reserves the right to change the design or details of its products without notice. Specific information of job details and drawings should be obtained from your DSI Sales Engineer.

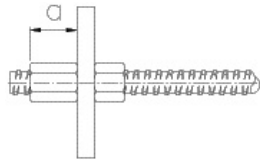
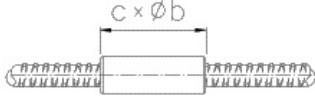


Plate Anchorage




Coupler



Coupler with Hex Nuts



Coupler with Lock Nuts

 Subject to modification.